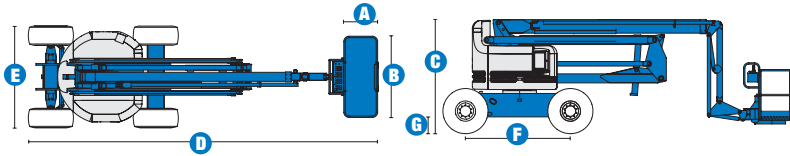


Specifications



MODEL Z™-60/34

MEASUREMENTS	Metric	US
Working height maximum*	20.39 m	66 ft 4 in
Platform height maximum	18.39 m	60 ft 4 in
Horizontal reach maximum	11.05 m	36 ft 3 in
Up-and-over clearance maximum	8.23 m	27 ft
A Platform length - 6 ft / 8 ft model	76 cm / 91 cm	2 ft 6 in / 3 ft
B Platform width - 6 ft / 8 ft model	1.83 m / 2.44 m	6 ft / 8 ft
C Height - stowed	2.69 m	8 ft 10 in
D Length - stowed	8.15 m	26 ft 9 in
E Width	2.46 m	8 ft 1 in
F Wheelbase	2.51 m	8 ft 3 in
G Ground clearance - centre	41 cm	1 ft 4 in

PRODUCTIVITY

Lift capacity	227 kg	500 lbs
Platform rotation	180°	180°
Vertical jib rotation	90°	90°
Turntable rotation	360° continuous	
Turntable tailswing	zero	zero
Drive speed - stowed 2WD - 4WD	4.8 km/h - 5,1 km/h	3.0 mph - 3.2 mph
Drive speed - raised**	30 cm/s	1 ft/s
Lift speed to full height	42 sec	42 sec
Gradeability - 2WD***	25%	25%
Gradeability - 4WD***	40%	40%
Turning radius - inside	2.80 m	9 ft 2 in
Turning radius - outside	5.70 m	18 ft 9 in
Controls	12 V DC proportional	
Tyres	355/65 D625	

POWER

Power source	Deutz D 2011 L03i 3 cylinder diesel 48 hp (36 kW) Ford DSG-423 4 cylinder petrol/LPG 75 hp (56 kW) Perkins 404C-22 4 cylinder diesel 51 hp (38 kW)	
Auxiliary power unit	12 V DC	12 V DC
Hydraulic tank capacity	170.3 L	45 gal
Fuel tank capacity	75.7 L	20 gal

SOUND & VIBRATION LEVELS

Sound pressure level (ground workstation)	84 dBA	84 dBA
Sound pressure level (platform workstation)	75 dBA	75 dBA
Vibration	<2.5 m/s ²	<8 ft 2 in/s ²

WEIGHT****

CE 4WD (air tyres)	10,215 kg	22,520 lbs
CE 4WD (foam filled tyres)	11,231 kg	24,760 lbs
CE Max	11,331 kg	24,980 lbs

STANDARDS COMPLIANCE

EU Machinery Directive 2006/42/EC

EU Standard EN280:2001, A2:2009

EMC Directive 2004/108/EC EN 61000-6-2, EN 61000-6-4

EU Noise Directive 2000/14/EC EN ISO 3744

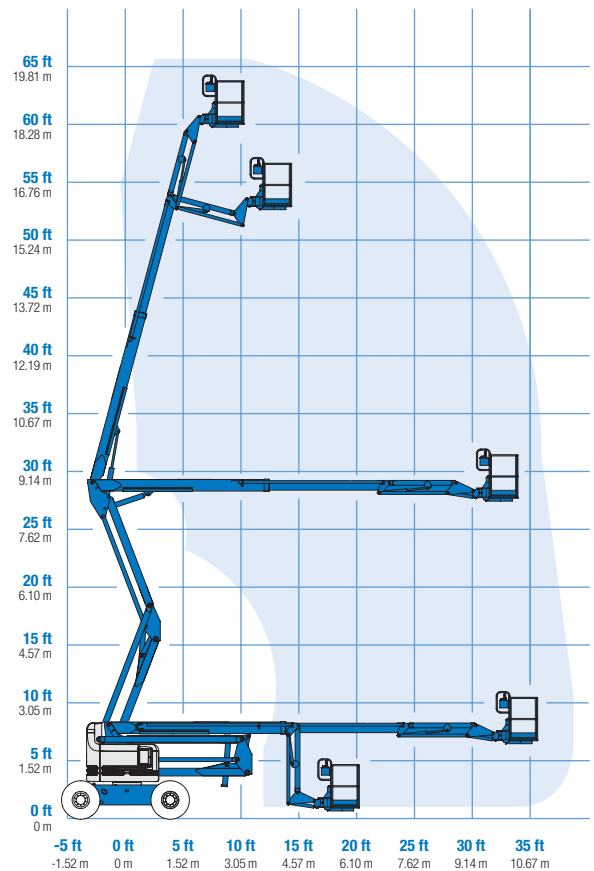
* The metric equivalent of working height adds 2 m to platform height. U.S. adds 6 ft to platform height.

** In lift mode (platform raised), the machine is designed to operate on firm, level surfaces only.

*** Gradeability applies to driving on slopes. See Operator's Manual for details regarding slope ratings.

**** Weight will vary depending on options and/or country standards.

RANGE OF MOTION Z™-60/34



Features

EASILY CONFIGURED TO MEET YOUR NEEDS

PLATFORM OPTIONS

- Steel 2.44 m (8 ft) (standard)
- Steel 1.83 m (6 ft)
- 2.44 m (8 ft) tri-entry

JIB

- Standard 1.83 m (6 ft) jib boom

POWER OPTIONS

- Deutz 48 hp (36 kW) diesel
- Ford petrol/LPG 75 hp (56 kW)
- Perkins diesel 51 hp (38 kW)

DRIVE OPTIONS

- 2 x 4
- 4 x 4

AXLE OPTIONS

- Oscillating (standard on 4WD)
- Non-oscillating

TYRE OPTIONS

- Rough terrain air-filled (standard)
- Rough terrain foam-filled
- Rough terrain non marking (air or foam-filled)

STANDARD FEATURES

MEASUREMENTS


- 20.39 m (66 ft 4 in) working height
- 11.05 m (36 ft 3 in) horizontal reach
- 8.23 m (27 ft) up and over clearance
- Up to 227 kg (500 lbs) lift capacity

PRODUCTIVITY

- Self-levelling platform
- Hydraulic platform rotation
- Fully proportional controls
- Thumb rocker steer
- Drive enable
- AC power cord to platform
- Horn
- Hour meter
- Tilt alarm
- Descent alarm
- Alarm package (flashing beacon & travel alarm)
- 360° continuous turntable rotation
- Lockable turntable covers
- Zero tailswing
- Positive traction drive
- Two-speed wheel motors
- Certified load sensor

POWER

- All engines are emission compliant
- 12 V DC auxiliary power
- Engine protection package
- Anti-restart engine protection
- Auto engine fault shutdown
- Air intake pre-cleaner (diesel only)
- Deutz intake air heater



OPTIONS & ACCESSORIES

PRODUCTIVITY

- Platform swing gate
- Half-mesh platform inserts with swing gate*
- Platform top auxiliary rail
- Weld leads to platform (N/A with Deluxe Hostile environment package)
- Hydraulic oil cooler
- Air line to platform
- Power to platform (incl. plug, socket and ground fault interrupt leakage on request)
- Light package: 2 chassis mounted drive lights, 2 platform mounted work lights
- Basic Hostile environment kit: cylinder bellows, boom wiper seals, platform and ground control box cover
- Deluxe Diesel/ Dual-fuel Hostile environment kit (adds to basic kit: center turntable shield, ring gear guard, tail pipe guard, engine cover flaps and air pre-cleaner)
- Low temperature cut-out module
- Fire resistant hydraulic oil
- Biodegradable hydraulic oil
- Aircraft protection kit: platform foam padding & padded disable system**
- Tool tray
- Dual axis joystick steering
- Fluorescent tube caddy***
- Panel cradle package****
- Platform work lights
- Lockable platform control box cover

POWER

- Engine gauge package (oil pressure, temp & amp)
- Engine heater
- AC generator packages (110V/60Hz or 220V/50Hz)
- Cold weather package
- Refinery kit (spark arrestor and electric or mechanical Chalwyn valve)
- LPG tank 15.19 kg (33.5 lb) capacity (Ford engine only)

* Not available on tri-entry platforms

** 1.83 m (6 ft) platform only

***Available aftermarket only

****Requires tri-entry platform and foam filled tyres