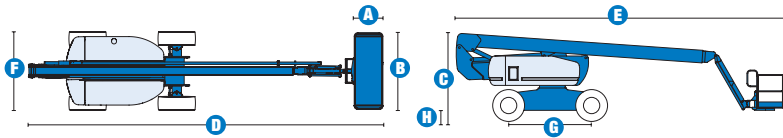


Specifications



MODEL Z™-80/60

MEASUREMENTS	Metric	US
Working height maximum*	25.60 m	84 ft
Platform height maximum	23.77 m	78 ft
Horizontal reach maximum	18.29 m	60 ft
Up-and-over clearance maximum	8.83 m	29 ft
Below ground reach	4.83 m	15 ft 10 in
A Platform length - 6 ft / 8 ft	76 cm / 91 cm	2 ft 6 in / 3 ft
B Platform width - 6 ft / 8 ft	1.83 m / 2.44 m	6 ft / 8 ft
C Height - stowed	3 m	9 ft 10 in
D Length - stowed	11.27 m	37 ft
E Length - transport	11.27 m	37 ft
F Width	2.49 m	8 ft 2 in
G Wheelbase	2.84 m	9 ft 4 in
H Ground clearance - centre	30 cm	12 in

PRODUCTIVITY

Lift capacity	227 kg	500 lbs
Platform rotation	160°	160°
Vertical jib rotation	135°	135°
Turntable rotation	360° continuous	
Turntable tailswing - riser up	1.17 m	3 ft 10 in
Turntable tailswing - riser down	2.24 m	7 ft 4 in
Drive speed - stowed	4.83 km/h	3.0 mph
Drive speed - raised**	30 cm/s	1 ft/sec
Lift speed to full height	88 sec	88 sec
Gradeability - 4WD - stowed***	45%	45%
Turning radius - 2WS inside	4.42 m	14 ft 6 in
Turning radius - 2WS outside	7.47 m	24 ft 6 in
Turning radius - 4WS inside	2.13 m	7 ft
Turning radius - 4WS outside	4.57 m	15 ft
Controls	12 V DC proportional	
Tyres	18-625 NHS	18-625 NHS

POWER

Power source	Deutz TD 2011 L04i 4 cylinder diesel 74 hp (55 kW) Perkins 804C-33 4 cylinder diesel 63 hp (47 kW) Continental TME27 4 cylinder petrol/LPG 74 hp (55 kW)	
Auxiliary power unit	12 V DC	12 V DC
Hydraulic tank capacity	170 L	45 gal
Fuel tank capacity - diesel machines	132.5 L	35 gal
Fuel tank capacity - petrol/LPG machines	113.6 L	30 gal

SOUND & VIBRATION LEVELS

Sound pressure level (ground workstation)	85 dBA	85 dBA
Sound pressure level (platform workstation)	74 dBA	74 dBA
Vibration	<2.5 m/s ²	<8 ft 2 in/s ²

WEIGHT****

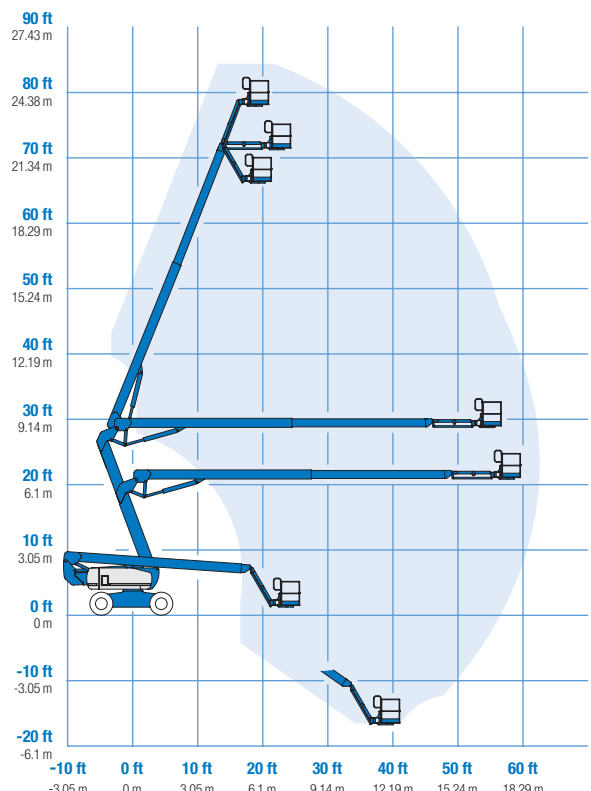
4WD	16,284 kg	35,900 lbs
4WS	17,010 kg	37,500 lbs
CE Max	20,135 kg	44,390 lbs

STANDARDS COMPLIANCE

EU Machinery Directive 2006/42/EC
 EU Standard EN280:2001, A2:2009
 EMC Directive 2004/108/EC EN 61000-6-2, EN 61000-6-4
 EU Noise Directive 2000/14/EC EN ISO 3744

* The metric equivalent of working height adds 2 m to platform height. U.S. adds 6 ft to platform height.
 ** In lift mode (platform raised), the machine is designed to operate on firm, level surfaces only.
 *** Gradeability applies to driving on slopes. See Operator's Manual for details regarding slope ratings.
 **** Weight will vary depending on options and/or country standards.

RANGE OF MOTION Z™-80/60



Features

EASILY CONFIGURED TO MEET YOUR NEEDS

PLATFORM OPTIONS

- Steel 2.44 m (8 ft) (standard)
- Steel 1.83 m (6 ft)
- 2.44 m (8 ft) tri-entry

JIB

- 1.83 m (6 ft) jib boom

POWER OPTIONS

- Deutz diesel 74 hp (55 kW)
- Perkins diesel 63 hp (47 kW)
- Continental petrol/LPG 74 hp (55 kW)

DRIVE/STEER OPTIONS

- 4 x 4 (standard)
- 2 - wheel steer (standard)
- 4 - wheel steer

AXLE

- Active oscillation

TYRE OPTIONS

- Rough terrain foam-filled (standard)
- Rough terrain non-marking foam-filled

STANDARD FEATURES

MEASUREMENTS

- 25.60 m (84 ft) working height
- 18.29 m (60 ft) horizontal reach
- 8.83 m (29 ft) up-and-over clearance
- Up to 227 kg (500 lb) lift capacity

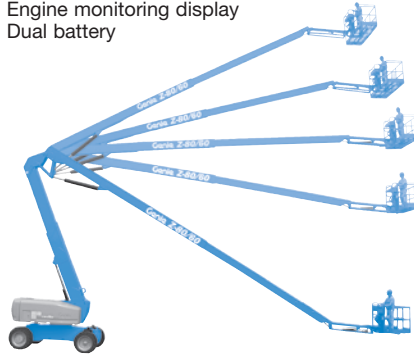
PRODUCTIVITY

- 1.83 m (6 ft) jib with 135° range
- Self-levelling platform
- Hydraulic platform rotation
- Fully proportional controls
- Thumb rocker steer
- On board diagnostics
- ALC 1000 electronic control system
- Hydraulic oil cooler
- Drive enable
- AC power cord to platform
- Horn
- Hour meter
- Tilt alarm
- Descent alarm
- Alarm package (flashing beacon & travel alarm)
- 360° continuous turntable rotation
- Lockable turntable covers
- Full-time positive traction drive
- Two-speed wheel motors
- Four steering modes: front, rear, crab and coordinated
- Configurable controls to limit lift height to 21.34 m (70 ft)
- Engine status display
- Certified load sensor

STANDARD FEATURES cont.

POWER

- All engines are emission compliant
- 12 V DC auxiliary power
- Anti-restart engine protection
- Auto engine fault shutdown
- Block heater (Continental engine)
- Air intake pre-cleaner (diesel only)
- Engine monitoring display
- Dual battery



OPTIONS & ACCESSORIES

PRODUCTIVITY

- Platform swing gate
- Half-mesh platform inserts with swing gate*
- Platform top auxiliary rail
- Weld leads to platform (N/A with Deluxe Hostile environment package)
- Air line to platform
- Power to platform (incl. plug, socket and ground fault interrupt leakage on request)
- Light package: 2 chassis mounted drive lights, 2 platform mounted work lights
- Basic Hostile environment kit: cylinder bellows, boom wiper seals, platform and ground control box cover
- Deluxe Diesel/ Dual-fuel Hostile environment kit (adds to basic kit: center turntable shield, ring gear guard, tail pipe guard, engine cover flaps and air pre-cleaner)
- Low temperature cut-out module
- Fire resistant hydraulic oil
- Biodegradable hydraulic oil
- Aircraft protection kit: platform foam padding & padded disable system
- Tool tray
- Dual axis joystick steering
- Fluorescent tube caddy*
- Platform work lights
- Lockable platform control box cover

POWER

- Engine heater
- AC generator packages (110V/60Hz or 220V/50Hz)
- Cold weather package
- Refinery kit (spark arrestor and electric or mechanical Chalwyn valve)
- LPG tank 15.19 kg (33.5 lb) capacity (Continental engine only) capacity
- Additional LPG tank with carrier*

*Not available on tri-entry platforms

**Available aftermarket only